

Black Scrolls

DESERT MAP-TILES

CANYON

3D

Based Graphic

Tabletop RPG Map-Tiles
By Antal Kéninger

Black
Scrolls
Games

Foreword:



Hi, my name is Antal Kéninger, a graphic artist from Central Europe. I'm the guy behind Black Scrolls and I've been in the tabletop game business for seven years, working with other publishers and playing with friends on the weekend (when we all have time for it).

First of all, I would like to thank you for downloading/purchasing my product! I hope that this map will lead you through an interesting set of adventures and lend a little extra excitement to your game, whether gaming online or sitting around a table with your friends.

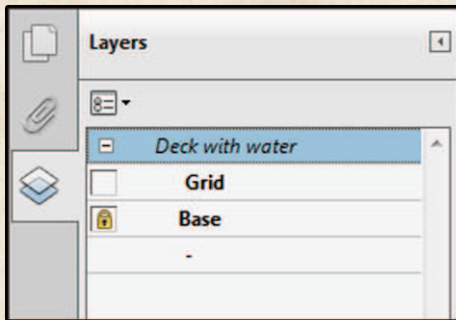
Have a great game!

Antal Kéninger

For assembly:

In this PDF file you will find the map-tiles broken into pages. Please download the 'BSG - Desert Canyon Map-Tiles - Night.zip' file if you need the Night version of tiles.

My maps and tiles are made for 1 inch based figures, where one inch = 5 feet in the real world. In the 'Tiles for VTT.zip' file you can find .jpg images. You may use them for Online Virtual Tabletop programs.



How to use the layers?

Use Adobe Acrobat Reader 7 or higher.

Layers and buttons will work with this program.

You can download the newest version of Adobe Reader here:

<http://get.adobe.com/reader/>

After you open the PDF file, you can see the button for layers on the left side (it looks like two transparent squares). Click on them, next open the list of layers by clicking the plus sign (+)

You can't switch on/off the layer that show a lock, but the others include some kind of graphic element (presently, the Day/Night versions and grid overlays).

Click on the empty square and set the layer grid visible if you would like to print the map with grid. These PDFs are U.S. - Letter sized (8,5x11'), turn off any 'fit to page' options in your printer driver for the print.

Please don't share these products, so I can afford to make more maps for you.

www.blackscrollsgames.com

>CONTACT<

These maps are for personal use only, but if you would like to use my maps for your own game, license my product or request a unique map to your adventure/book/board game, please contact me via my page.

>FORUM<

Join us on the community forum where you can submit your suggestion to the next map and add your own description to the finished products to make them more enjoyable for everyone.

DESERT MAP-TILES CANYON





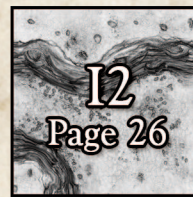

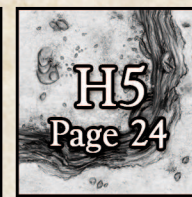
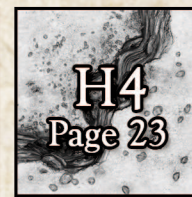
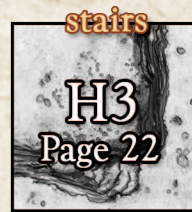
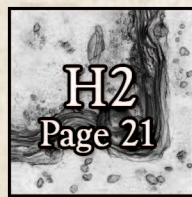


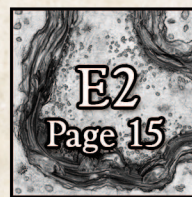

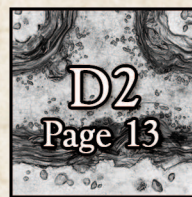
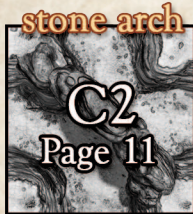





SAMPLE

ASSEMBLY INSTRUCTIONS

For the printing: This file is set up for US letter-sized (8.5"x11") sheets.

Turn off any 'fit to page' options in your printer driver.

If you are printing A4-sized sheets, you may want to reduce the print size to 95% of the original (depends on your printer, print a test page first).



If you can, use photo paper to print; you'll really enjoy these maps this way. If you print them in pieces, glue them on foam or cardstock, they'll fit together easily and store more easily afterwards. In a print shop you can print the map in poster size with greater quality.



Tile "A3"

